







# 2105 MAG National Clubs Division B Day 2

## Team Results

Sep 17-23, 2015

Rank	Gym	Team	Score						
1	Gold Coast	GC	223.100	40.450 1	34.700 2	34.450 3	37.200 1	39.050 2	37.250 1
	191	Jack Elliott		13.550		11.250	13.100	12.950	12.500
	189	Jack Cartwright		13.550	11.650		12.000	12.600	
	193	Cato Sibthorpe		13.350	11.500	11.600	12.100	13.500	12.600
	190	Liam Davis			11.550	11.600			12.150
2	Manly	MAN	218.150	38.200 3	34.350 3	35.100 1	36.000 2	39.150 1	35.350 2
	239	AUSTEN ARMSTRONG		13.300			12.300		11.850
	243	THOMAS MOUNTSTEPHE		12.550	11.300	11.850		13.050	11.800
	241	ETHAN CARLILE		12.350			11.400		
	242	Nathan Drabbe			11.800	11.400	12.300	13.100	11.700
	244	WARNER PARSONS			11.250	11.850		13.000	
3	Super Performance	SUP	218.000	38.250 2	37.150 1	34.600 2	35.100 3	38.750 3	34.150 4
	283	Kiarn Barry		12.950	11.700		12.100	12.950	
	284	Jack Burt		12.800		11.700			10.850
	285	Kaleb Carson		12.500	13.150	11.450	11.600	12.700	11.600
	286	Cy Dacey			12.300				
	288	Eddie Thompson				11.450	11.400	13.100	11.700
4	Canberra	CAN	202.600	37.550 4	32.250 4	29.750 4	34.000 4	34.650 4	34.400 3
	139	Callum Burden		13.000	10.600	10.050	11.700	11.250	11.250
	142	William Kirk		12.750		9.100	11.200	11.000	11.400
	140	Robert Dames		11.800					
	144	Neel Paranjape			10.950		11.100		
	141	Lachlan Hayward			10.700	10.600		12.400	11.750