







2015 MAG National Clubs Division C Day 2

Page: 1
 Printed: 9/20/2015 2:15:03 PM
 Men / DC / All Ages
 Session: All

Team Results

Sep 18-23, 2015







Rank	Gym	Team	Score						
1	High Flyers	T2	181.350	29.800 1T	30.250 1	30.000 3	30.800 3	29.300 5	31.200 1
	208 Ludvig Christophersen			10.300	10.100	9.700	10.350	10.200	10.050
	212 Matthew Roberts			10.100	9.950	9.500	10.300	9.900	10.600
	211 Oliver Radotic			9.400	10.200	10.800		9.200	10.550
	209 Ryan Ciupac						10.150		
2	Gold Coast	GC	175.866	28.350 5	28.300 3	29.950 4	31.150 1	29.166 6	28.950 4
	197 Takumi Matsuo			9.900	9.800		10.300	10.000	9.700
	195 Lucian Hockley			9.500	9.350	9.750	10.450	9.533	9.750
	194 Jacob Gallez			8.950		9.700	10.400		
	198 Dylan Tait				9.150				
	199 Jacob Tait					10.500		9.633	9.500
3	Canberra	T1	175.165	28.900 3	28.900 2	29.400 5	29.700 11	28.665 7	29.600 2
	155 Csongor Keszei			9.900	9.750				
	833 Elijah Clay			9.550	9.150	10.350		9.366	
	151 Samuel Clay			9.450	10.000	9.250	10.000		9.700
	147 Joshua Baldwin					9.800	9.850		9.700
	146 Isaac Baldwin						9.850	9.733	
	145 Max Allen							9.566	10.200
4	BTYC	T1	175.116	28.650 4	28.000 5	28.750 6	30.750 4	29.766 1	29.200 3
	125 Dartanyn Gilson			9.700	8.800		10.600	9.700	
	124 Jordan Fitzsimons			9.550			10.050		9.400
	121 Blake Ceola			9.400	9.700	9.500	10.100	9.833	10.100
	130 Samuel Vagg				9.500	9.950		10.233	9.700
	123 Noah Davis					9.300			
5	Super Performance	SP	175.100	27.050 8	27.600 7T	31.100 1	30.950 2	29.500 4	28.900 5
	293 Connor Williams			9.100					
	292 Ryan Schirmacher			9.050	9.850	10.300	10.250	9.400	9.500
	291 Mackinley Keen			8.900	8.800	10.150	10.650	10.200	10.300
	290 Michael Dobroskok				8.950				
	289 Jared De Beer					10.650	10.050	9.900	9.100
6	High Flyers	T1	173.983	28.150 6	28.150 4	30.250 2	30.400 5	29.533 3	27.500 8
	206 Thomas Begley			9.950	9.800	10.250	10.050	9.400	8.750
	207 Rio Bowling			9.400	9.150	10.100	10.500	10.133	9.500
	210 Nathaniel Inouye			8.800	9.200	9.900	9.850	10.000	9.250

2015 MAG National Clubs Division C Day 2

Page: 2
 Printed: 9/20/2015 2:15:04 PM
 Men / DC / All Ages
 Session: All

Team Results

Sep 18-23, 2015







Rank	Gym	Team	Score						
7	Manly	BLU	173.416	29.800 1T	27.750 6	28.300 7	30.350 6T	29.566 2	27.650 7
	247	SAXON GLENDINNING		10.100	9.650	9.300			9.050
	246	ELI BRADY		9.950		9.150			
	249	NICHOLAS HAWKINS		9.750	9.750	9.850	10.300	9.866	9.550
	248	MATTHEW GODFREY			8.350		9.900	10.000	9.050
	253	LACHLAN SELLECK					10.150	9.700	
8	Canberra	T2	165.365	25.250 12	27.600 7T	28.050 8	28.850 12	28.165 9	27.450 9
	150	Kai Chalmers		9.750	9.000	9.200	9.450	10.066	9.650
	154	Viraan Epasinghe		7.950	9.300	9.500		9.166	9.450
	157	Myles Smith		7.550					
	156	Jamieson Norris			9.300		9.550	8.933	
	158	Thomas Smith				9.350			
	148	Nathan Blake					9.850		8.350
9	Penrith	PEN	165.299	26.950 9	24.300 12	27.550 9	30.300 8	27.999 10	28.200 6
	267	GEORDIE MCCOLL		10.100	9.200	9.500		9.866	10.300
	264	ETHAN BAILEY		9.000		8.650	10.100	9.333	8.600
	263	MATTHEW ALCOCK		7.850	7.500	9.400	10.050		9.300
	265	AIDEN BINNS			7.600		10.150	8.800	
10	Shire	SHI	161.549	27.600 7	24.400 11	26.350 10	30.350 6T	27.599 11	25.250 12
	275	Liam Merchant		9.600					
	270	Tom Bruner		9.150	8.250	9.950	10.200	10.300	8.600
	273	Julian Ingram		8.850	7.850		10.050		
	272	Ryan Grimison			8.300		10.100	8.733	8.450
	274	Daniel Jordan				8.650		8.566	
	271	Christopher Gold				7.750			8.200
11	Manly	RED	158.833	25.800 10	24.750 10	23.700 14	30.000 10	28.333 8	26.250 11
	251	MARCUS NICOL		8.950			9.850		
	254	MINATO THOMAS		8.700	8.300	7.950	10.000	9.233	9.200
	245	ALEX BOHM		8.150	8.800	8.200	10.150	9.600	8.400
	252	WILL PHILLIPS			7.650	7.550		9.500	8.650
12	Albany Creek	T2	157.582	24.550 13	26.050 9	24.900 11	30.100 9	27.032 13	24.950 13
	105	Nathan Levey		8.650	8.700		10.050	9.233	8.300
	111	Jayden Vennells		8.400	8.050	9.150		8.433	8.400
	104	Matthew Johns		7.500		7.600	10.200		
	106	Oska Middleton			9.300	8.150	9.850	9.366	
	102	Jack Christmas							8.250

2015 MAG National Clubs Division C Day 2

Team Results

Sep 18-23, 2015

Page: 3
 Printed: 9/20/2015 2:15:04 PM
 Men / DC / All Ages
 Session: All

Rank	Gym	Team	Score						
13	BTYC	T2	152.348	25.700	22.450	23.900	28.600	26.798	24.900
				11	13	12	13	14	14
	128	Theodore Tsang		9.150				9.266	
	126	Jaspar James		8.700	6.850	7.550	9.550		8.250
	129	Cameron Twidale		7.850	7.850		9.650		8.950
	127	Blake Ryan			7.750	9.000	9.400	8.766	
	122	Heath Citrine				7.350		8.766	7.700
14	Albany Creek	T1	151.332	23.800	21.200	23.800	28.450	27.432	26.650
				14	14	13	14	12	10
	110	Samuel Sofronoff		8.400		8.100	10.050		9.000
	109	Raphy Sawyer		8.000	6.900	8.050		9.066	8.450
	107	Ben Mortensen		7.400	7.400			9.600	9.200
	101	Oskar Ceccato			6.900	7.650	9.200		
	103	Benjamin Crowley					9.200	8.766	
15	Bankstown	BAN	125.082	22.350	11.650	19.000	27.450	22.632	22.000
				15	15	15	15	15	15
	112	LIAM CABRERA		8.300	6.350	5.150	9.550	6.966	7.400
	113	STEPHEN CLAY-WILLIAM		7.450		8.000	9.050	7.733	8.000
	114	LACHLAN HILL		6.600	5.300	5.850	8.850	7.933	6.600